

WHY SCREEN FOR CHLAMYDIA?

An Implementation Guide for Healthcare Providers



Early identification and treatment:

Reduces pelvic inflammatory disease (PID)

Reduces infertility, ectopic pregnancy, and chronic pelvic pain

Prevents complications in newborns



Why Screen for Chlamydia? An Implementation Guide for Healthcare Providers was developed with assistance from the National Chlamydia Coalition:

- | | |
|---|---|
| Advocates for Youth | National Association of Nurse Practitioners in Women's Health |
| Aetna | National Black Women's Health Imperative |
| American Academy of Pediatrics | National Chlamydia Screening Programme (United Kingdom) |
| American College Health Association | National Coalition of STD Directors |
| American College of Obstetricians and Gynecologists | National Family Planning and Reproductive Health Association |
| American Medical Association | National Infertility Prevention Program |
| American Social Health Association | National Latina Health Network |
| Association of Reproductive Health Professionals | National Medical Association |
| California Chlamydia Action Coalition | National Network for STD/HIV Prevention Training Centers |
| Centers for Disease Control and Prevention, Division of Sexually Transmitted Disease Prevention | National Partnership for Women and Families |
| Community Oriented Correctional Health Services | U.S. Department of Health and Human Services, Office of Population Affairs, Office of Family Planning |
| Girls Inc. | Partnership for Prevention |
| Guttmacher Institute | Physicians for Reproductive Choice and Health |
| Harlem Health Promotion Center and Project STAY | Planned Parenthood Federation of America |
| Health Resources and Services Administration | Project Red Talon, Northwest Portland Area Indian Health Board |
| Kaiser Permanente, Mid-Atlantic Permanente Medical Group | Title X Family Planning Training Centers |
| National Alliance for Hispanic Health | Sexuality Information and Education Council of the United States |
| National Assembly on School-based Healthcare | Sister Song |
| National Association of Community Health Centers | Society for Adolescent Medicine |
| National Association of County and City Health Officials | |

Suggested Citation: Maloney, Susan K and Johnson, Christianne. *Why Screen for Chlamydia? An Implementation Guide for Healthcare Providers*. Partnership for Prevention, Washington DC. 2008.

Design by Tim Kenney Marketing

Illustration by Stanford Kay

Why Screen for Chlamydia? An Implementation Guide for Healthcare Providers was supported by Award U58/CCU325136-01 from the Centers for Disease Control and Prevention (CDC). Its contents are solely the responsibility of the authors and do not necessarily represent the official views of CDC.



Shaping Policies • Improving Health


Partnership for Prevention
1015 18th St., NW
Suite 300
Washington, DC 20036

©2009

CHLAMYDIA RATES

Infection with *Chlamydia trachomatis* (chlamydia) is extremely common, with higher rates in certain populations and locations. Rates of chlamydia in a few selected settings include:

- 14.0 percent among females in managed care plans¹



- 2.8 to 14.5 percent of female patients in family planning clinics²




- 9.5 percent among female Army recruits³



- 9.7 percent among freshman college students⁴



- 9.7 to 14.3 percent among general Emergency Department patients^{5,6}



- 6.9 percent among homeless youth⁷



Contents

- 1 The Case for Chlamydia Screening
Figure 1: Rates of Chlamydia Infection
- 2 *Figure 2: Sequelae of Untreated Chlamydia*
- 3 Screening and Diagnostic Tests for Chlamydia
Figure 3: Chlamydia Screening Path
- 4 Coding for Screening and Counseling
- 5 Chlamydia Treatment Recommendations
Figure 4: Chlamydia Diagnosis and Treatment Path
- 6 Sexual History Taking
- 7 *Figure 5: Teen Friendly Office Tips*
- 8 Consent and Confidentiality of Services to Adolescents
- 9 Putting Screening Into Practice
- 11 Additional Sources of Information
- 15 References
Online Resources

Links to the resources in this guide can be found on the Web at www.prevent.org/ChlamydiaScreening

The Case for Chlamydia Screening

FOR MORE INFORMATION ON SCREENING:

U.S. Preventive Services Task Force, *Screening for Chlamydial Infection*, June 2007, [Online Resource 1](#)

This Web site includes the screening recommendations, an evidence summary, and supporting documents from the U.S. Preventive Services Task Force. The Recommendation Statement includes information on the screening recommendations from other medical professional groups as do their Web sites.

Why Screen for Chlamydia? provides the latest information and tools for healthcare providers to:

- ▶ improve delivery of chlamydia screening to patients
- ▶ make chlamydia screening and care a routine part of a medical practice
- ▶ provide confidential care to adolescents
- ▶ take a sexual history with adolescent and adult patients

REASONS TO SCREEN YOUNG FEMALES FOR CHLAMYDIA

- ▶ Chlamydia is extremely common. It is the leading preventable cause of infertility in the U.S. As shown in Figure 1

(below), chlamydia infection rates are highest among sexually active young females 15 to 19 years of age and those in their early 20s.

- ▶ In females, about 70 percent of cases are asymptomatic.
- ▶ Nucleic acid amplified tests (NAATs) using urine specimens make it possible to screen females and males without an invasive procedure.
- ▶ Chlamydia infections are readily treated with antibiotics.
- ▶ Data from a randomized controlled trial of chlamydia screening in a managed care plan suggest that screening could lead to a 60 percent reduction in the incidence of pelvic inflammatory disease.⁸

▶ Screening and early treatment prevent costly complications. The cost of treating a case of pelvic inflammatory disease is conservatively estimated at \$1334.⁹

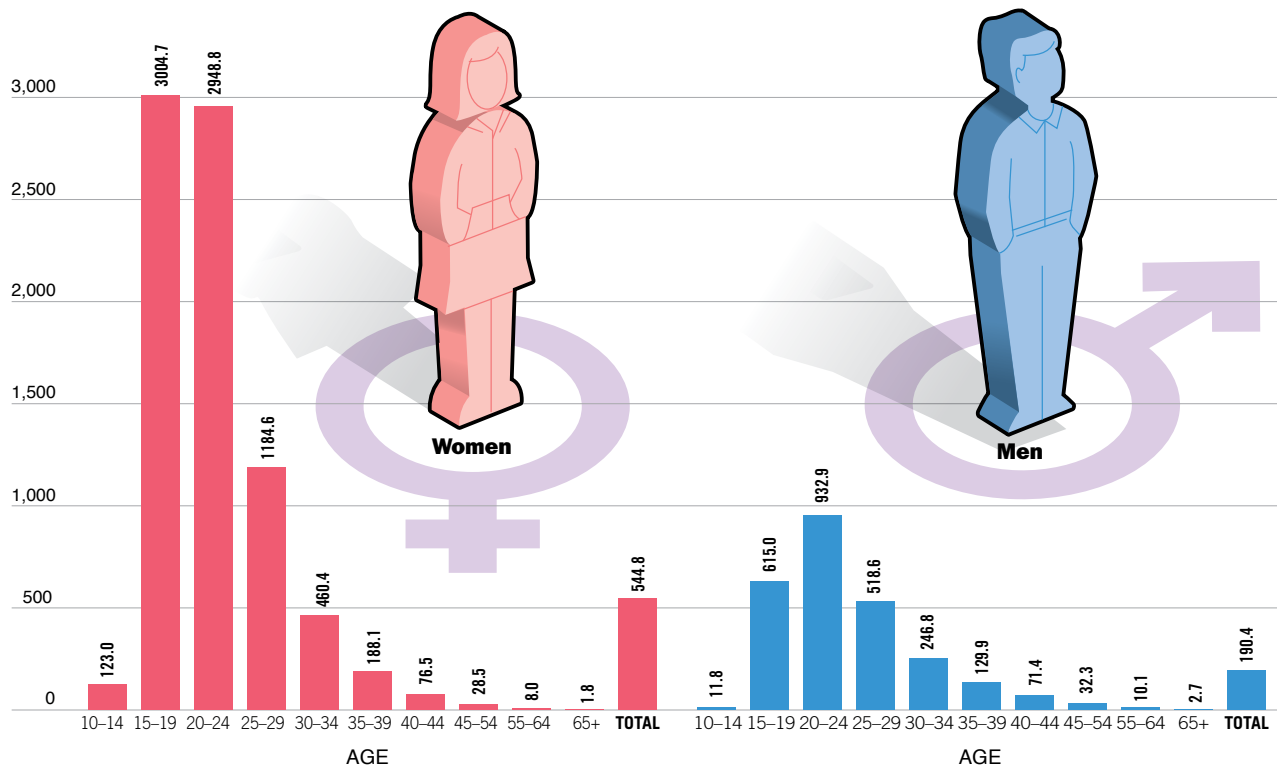
▶ Chlamydia infection, as with other inflammatory STDs, facilitates transmission of HIV in both males and females.¹⁰

▶ The National Commission on Prevention Priorities ranks chlamydia screening as one of the ten high value clinical preventive services.¹¹

1 Rates of Chlamydia Infection

RATE (per 100,000 population)
3,500

AGE AND SEX-SPECIFIC RATES: UNITED STATES, 2007



Source: Centers for Disease Control and Prevention. *Sexually Transmitted Disease Surveillance, 2007*. Atlanta, GA: U.S. Department of Health and Human Services; December 2008.

CHLAMYDIA SCREENING RECOMMENDATIONS

Females 24 years of age and younger. Screen all sexually active females 24 years of age and younger for chlamydia infection annually. This recommendation is supported by:

- ▶ American Academy of Family Physicians (AAFP)
- ▶ American Academy of Pediatrics (AAP)
- ▶ American College of Preventive Medicine (ACPM)
- ▶ American College of Obstetricians and Gynecologists (ACOG)
- ▶ American Medical Association (AMA)
- ▶ Centers for Disease Control and Prevention (CDC)
- ▶ U.S. Preventive Services Task Force (USPSTF)

Females over 24 years of age. Sexually active females older than 24 years of age who have a greater risk of infection due to the following risk factors should also be screened: a history of a sexually transmitted infection, new or more than one sexual partner, cervical ectopy, or inconsistent use of barrier contraceptives.

Pregnant females. Screen pregnant females for chlamydia at their first prenatal care visit. Pregnant females 24 years of age and younger or with new, or more than one sexual partner, may be tested again in the third trimester according to recommendations from ACOG.

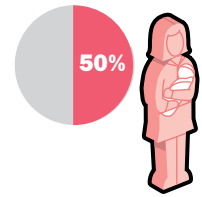
Lesbians. Lesbians should be screened according to the recommendations for females of their age and risk factor status.

Males. CDC recommends annual screening for men who have sex with men. CDC also recommends screening all males whose partners have chlamydia, those who attend STD clinics or clinics in communities where prevalence rates are high. Males younger than 30 years of age who are in the military and those in jail should be screened; as should males in juvenile justice facilities or Job Corps.¹²

CHLAMYDIA SEQUELAE

Chlamydia is the most common sexually transmitted bacterial infection in the U.S. As shown in Figure 2, up to 40 percent of chlamydia infections in females progress to pelvic inflammatory disease which, untreated, can result in infertility, chronic pelvic pain, or ectopic pregnancy. Chlamydia is also associated with pregnancy complications.

Perinatal Complications




50% of pregnant women with untreated chlamydia transmit the infection to their infants


Complications for infants may include neonatal conjunctivitis and pneumonia.

2 Sequelae Of Untreated Chlamydia

Estimated **3 million+** new cases each year

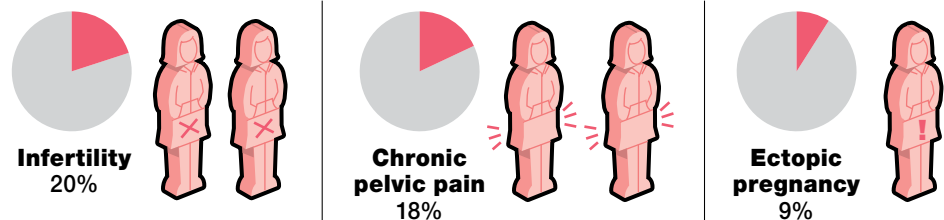


Untreated chlamydia may lead to **Pelvic Inflammatory Disease (PID)** in as many as 40% of cases in women



UNTREATED

Untreated PID may lead to:



Sources: Miller WC, et al. Prevalence of chlamydial and gonococcal infections among young adults in the United States. *JAMA*. 2004;291:2229-36. And, Silins I, et al. Chlamydia trachomatis infection and persistence of human papillomavirus. *Int J Cancer*. 2005;116:110-5.

FOR MORE INFORMATION ON DIAGNOSTIC TESTS:

Centers for Disease Control and Prevention, Sexually Transmitted Disease Treatment Guidelines 2006, Online Resource 2

This Web site includes the current guidelines for the treatment and clinical management of chlamydia and other sexually transmitted diseases. Web-based, print, and PDA versions are available; and updates are routinely posted on the Web site.

Screening and Diagnostic Tests for Chlamydia

In females, chlamydia infection can be identified by testing urine or vaginal or cervical swab specimens. Complete and up-to-date information is available at the CDC Web site (left).

When deciding among tests, consider the following:

- ▶ NAATs (Nucleic acid amplified tests) are the most sensitive for chlamydia. Urine testing is convenient and appropriate, especially in settings where pelvic exams are not routinely conducted. If a pelvic examination is indicated, an endocervical specimen can be obtained.

- ▶ NAATs are FDA – cleared for dual chlamydia and gonorrhea testing.
- ▶ Nonamplified nucleic acid hybridization tests (DNA-probe), enzyme immunoassays (EIA) and direct fluorescent antibody tests (DFA) are suggested when NAATs are not available.
- ▶ Detailed information on screening tests and procedures for handling specimens are available from local laboratories.
- ▶ It is important to note that NAATs are most sensitive when used with the first 20 to 40 ml of the urine stream, not a mid-stream urine sample. **NAATs do NOT require a first morning void.**

SIGNS AND SYMPTOMS

Signs and symptoms that should prompt diagnostic chlamydia testing include:

- ▶ Abnormal vaginal discharge
- ▶ Vaginitis
- ▶ Cervicitis
- ▶ Dysuria
- ▶ Post coital bleeding
- ▶ Intermenstrual bleeding
- ▶ Painful intercourse
- ▶ PID symptoms, such as abdominal pain

ESTABLISH WAYS TO COMMUNICATE TEST RESULTS

Medical practices should establish a systematic way to confidentially communicate test results to patients. Some offices have the patient fill out a form with contact information at check-in. Another option is to have the patient call the office at a designated time when a staff

3 Chlamydia Screening Path



NON-PREGNANT, ASYMPTOMATIC FEMALE, 24 YEARS OR YOUNGER

ANY OFFICE VISIT – CHECK IF DUE FOR ANNUAL CHLAMYDIA SCREENING

Sexual History

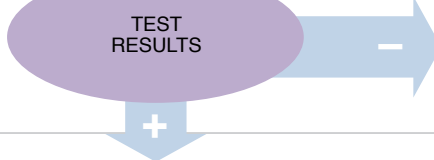
Conduct a brief sexual and medical history



Counsel about STD prevention
Repeat sexual history annually

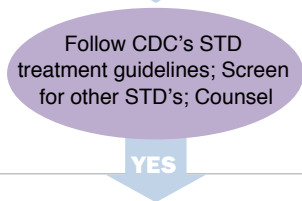
Testing and Counseling

Collect a specimen for chlamydia laboratory test and counsel patient

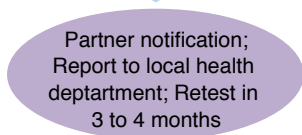


Counsel about STD prevention
Repeat sexual history annually
Screen annually until 26th birthday

Treatment



Patient Management



Source: Care path adapted from California Chlamydia Action Coalition

member can retrieve and follow-up on test results. Especially with adolescent patients, it is important to ask for cell phone numbers as well as the best times to call. Large practices may contract with companies that offer automated call-in services for patients to obtain test results. A sample form to establish the best ways to communicate test results to patients is available at [Online Resource 3](#) (see page B-6).

PARTNER NOTIFICATION

Sexual partners who had sexual contact with the patient in the preceding 60 days should be notified to seek healthcare for testing and treatment. Partners can be notified by the patient or the treating physician. Most health departments no longer have resources for routine partner notification. Expedited partner therapy (EPT) may be an alternative in some locations.

Be sure to inform your patient that if her partner/s is not treated, she may be infected again. Explain that an untreated infection can spread to others and may cause health complications. Ask the patient:

“How would you like to let your partner/s know that he/she needs to be tested for chlamydia?”

“Would you like to do this yourself or would you like me or someone else from this office to help?”

“You may feel embarrassed or angry. If you do, let’s talk about those feelings.”

If the patient chooses to notify her partner/s, help make it easier by reminding her of key points:

“You have been exposed to chlamydia and are at risk for an infection.”

“You need to seek medical care as soon as possible to be tested and treated.”

“You need to avoid all sexual contact until 7 days after you and your partner/s begin treatment.”

Partner notification can be done in-person or by phone, email, or letter. Inspot.org, which can be found at [Online Resource 4](#), offers e-cards to notify sexual partners. A sample letter to offer patients can also be found online at [Online Resource 5](#). Additional notification tips are located at [Online Resource 6](#) and guidelines for internet-based partner notification at [Online Resource 7](#).

EXPEDITED PARTNER THERAPY (EPT)

In some states it is legal for a diagnosed patient to deliver medications or a prescription directly to sexual partners without the partner being clinically assessed. EPT may be especially beneficial in situations in which the patient is doubtful a partner will seek medical care. Up-to-date, detailed information about the legal status of EPT in each state can be found at [Online Resource 8](#).

Coding for Screening and Counseling

While some health plans do not cover office visits associated only with “V” diagnostic codes, chlamydia testing may be indicated for symptoms such as dysmenorrhea or irregular menses or for general clinical findings, such as vaginal discharge, pyuria, urinary complaints or vulvitis. The associated ICD-9 codes for symptoms or general clinical findings may be used. Coding for symptoms and general clinic findings rather than specific STD diagnoses, trichomonas or chlamydia will also minimize confidential information included in the Explanation of Benefits.

In some health plans, counseling patients to prevent STDs is a covered benefit. Physician-patient counseling services may be coded: 99401-99404, Preventive Medicine Counseling/Risk Factor Reduction, individual (durations of 15 to 60 minutes) for individual preventive medicine counseling and/or risk factor reduction that occurs during a separate encounter in patients without established symptoms or illness.

A Purchaser’s Guide to Clinical Preventive Services: Moving Science to Coverage includes suggested CPT codes for counseling to prevent and screen for chlamydia and other STDs. *The Purchaser’s Guide* can be accessed on-line from the National Business Group on Health at [Online Resource 9](#) (see page 95).

The Society for Adolescent Medicine offers several useful resources. One is a fact sheet that features vignettes which includes coding and diagnostic categories along with considerations of how the information will be transmitted to a healthcare subscriber on an explanation of benefits. Another is a comprehensive listing of billing codes commonly used in reproductive health, *Coding for Adolescent Reproductive Health Services*. These and other resources are located online at [Online Resource 10](#).

Up-to-date information on CPT Codes is available from the American Medical Association online at [Online Resource 11](#).

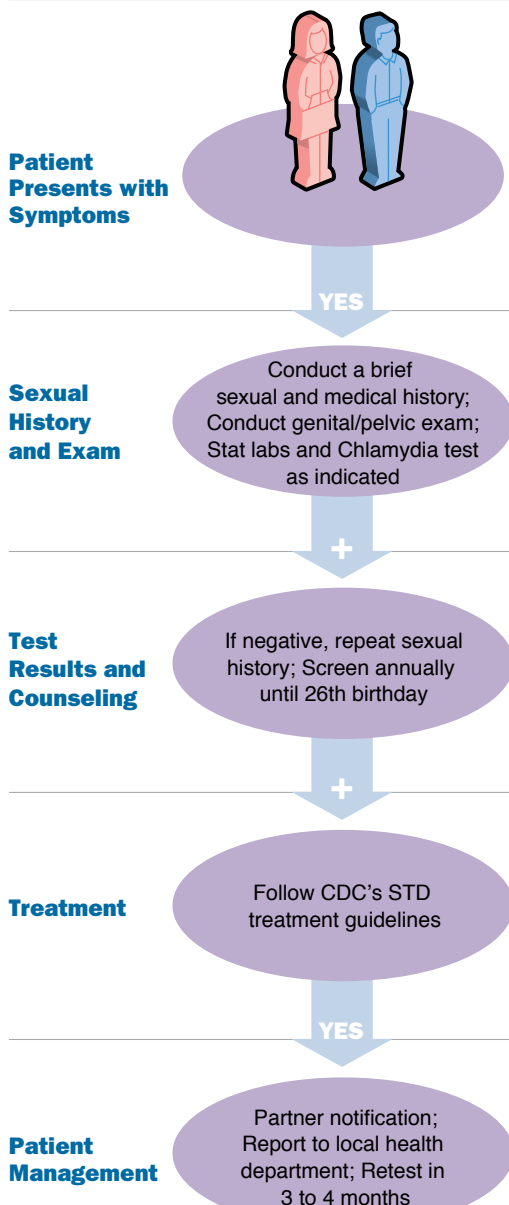
Chlamydia Treatment Recommendations

Once a patient is diagnosed with chlamydia, treating the infection is usually a simple process. Recommended regimens are outlined below. More complete information on the clinical management of chlamydia is available from CDC.

All patients who test positive for chlamydia infection should be instructed to refrain from sexual intercourse for seven days after treatment begins. They should also be instructed to refrain from sexual intercourse before, and for seven days after, their partner/s begin treatment. This will prevent the patient from infecting sexual partners and will protect against reinfection. Treating pregnant females usually prevents transmission of chlamydia to infants during birth.

4 Diagnosis and Treatment Path

UNCOMPLICATED SYMPTOMATIC, NON-PREGNANT FEMALE OR MALE



RECOMMENDED REGIMENS FOR NON-PREGNANT PATIENTS

*Azithromycin 1 g orally
in a single dose*
— OR —
*Doxycycline 100 mg orally
twice a day for 7 days*

The single dose of azithromycin, while more expensive than doxycycline, may be more appropriate for patients unlikely to comply with a 7-day course of antibiotics.

RECOMMENDED REGIMENS FOR PREGNANT FEMALES

Both fluoroquinolones and doxycycline are contraindicated during pregnancy. Limited data on azithromycin in pregnant females suggest that it is safe and efficacious. Repeat testing should be done 3 weeks after completion of treatment regimens to confirm successful treatment.

*Azithromycin 1 g orally
in a single dose*
— OR —
*Amoxicillin 500 mg orally
Three times a day for 7 days*

ALTERNATIVE REGIMENS

For complete information on alternative treatment regimens, consult CDC's Sexually Transmitted Disease Treatment Guidelines. Note that ofloxacin and levofloxacin, both suggested alternatives, may not reliably treat gonorrhea.

RETESTING AFTER TREATMENT

There is a high prevalence of repeated chlamydia infections either from re-infection from an untreated partner or a new, infected partner, and there is an increased risk of PID with repeated infections. Healthcare providers should advise infected females to be retested three to four months after a chlamydia treatment.

REPORTING TO HEALTH DEPARTMENT

Every state requires healthcare providers and/or laboratories to report cases of chlamydia, along with other reportable STDs such as gonorrhea, to health departments. The reporting requirements differ by state, and healthcare providers are expected to be familiar with this information. HIPAA privacy rules do not interfere with mandated reporting of public health information. For more information on your state's specific mandates, contact your local department of public health. You can locate your local public health department by visiting: [Online Resource 12](#).

Source: Care path adapted from California Chlamydia Action Coalition

Sexual History Taking

Providing chlamydia screening begins with taking a sexual history which can be incorporated into the patient's overall history or risk appraisal. It can be administered in-person by a healthcare provider or filled out by the patient in advance and reviewed with the provider. Examples of sexual history forms can be found at [Online Resource 13](#).

General tips for taking a sexual history include:

- ▶ Establish rapport first.
- ▶ Restate the confidential nature of discussion.
- ▶ Think in terms of the five Ps:
 - ▷ **Partners,**
 - ▷ **Prevention of pregnancy,**
 - ▷ **Protection from STDs,**
 - ▷ **Practices, and**
 - ▷ **Past history of STDs.**
- ▶ Use open-ended questions.
- ▶ Use understandable language, not clinical terms.
- ▶ Do not make assumptions about sexual activities, gender identity, or preferences.
- ▶ Frame questions in a neutral way and beware of conveying judgment, e.g., unintentionally shaking your head “no” or saying “You don’t have unprotected sex, do you?”

Suggested questions to ask when taking a sexual history:

“Are you currently sexually active? Have you ever been?”

“Tell me about your sexual partner or partners?”

“How many partners have you had in the past month? Six months? Lifetime?”

“What type of contraception do you use, if any?”

OFFICE PRACTICES THAT SUPPORT SEXUAL HISTORY TAKING AMONG TEENS:

For teens, taking a sexual history can be integrated into a well visit, a physical for schools, sports, or camp, or into an acute care visit. Sexual histories should always be administered in private, without a parent present. For suggestions on the best ways to ensure time to privately speak to the adolescent patient, visit [Online Resource 14](#) (see page A7).

Many adolescent health experts recommend using the HEADSSS Assessment, a psychosocial screening exam that includes a sexual history, when talking to teens. This assessment begins with non-threatening topics, such as home and education, and progresses to more sensitive ones. HEADSSS reminds providers to ask about home, education, activities, drugs, sexual activity and identity, suicide/depression, and safety.

Develop a policy for the age to begin taking a sexual history. The AMA recommends beginning at 11 years of age and continuing throughout the patient's life.

▶ Develop a plan for how sexual histories will be taken (e.g., by form given at check-in or by a provider), who will discuss the history with the patient, and where it will be discussed keeping in mind the need for privacy. The form can be discarded once the information is incorporated into the visit record.

▶ Determine how sexual history will be integrated into overall adolescent care.

▶ Develop a plan to respond to information that may surface.

▶ Train staff to take a sexual history.

▶ Frequently remind all staff members to inform the provider of any sexual health concerns that a patient might mention. The information could arise at any time—when an appointment is made, when a patient arrives or in conversation.

▶ Many parents help advocate healthy choices for their adolescent children. Providers may want to encourage teens to talk to their parents or another trusted adult about sexual activity.

SEXUAL HISTORY EXAMPLES

Physician Administered

[Online Resource 15](#)

[Online Resource 16](#)

Patient Administered

[Online Resource 17](#)

Annotated HEADSSS Assessment – for adolescents

[Online Resource 18](#) (see page B-9)

ADDITIONAL ADVICE ON PROVIDING CARE TO ADOLESCENTS

Adolescent Health Working Group, *Adolescent Healthcare 101: Provider Toolkit*, 2003. [Online Resource 19](#).

The provider toolkit contains details, tips and examples for conducting assessments, and reproducible resources for parents and teens. It was developed for California providers, but many items are applicable to other states.

American College of Obstetricians and Gynecologists (ACOG), *Toolkit for Teen Care*, 2008. [Online Resource 20](#).

The toolkit contains resources for medical offices to provide care to adolescent patients including a tent card for the waiting room, tools for adolescent assessment including laminated cards with stages of pubertal development, blood pressure readings, body mass calculations, an adolescent visit questionnaire and visit record, information on CPT coding for adolescent visits, tips for creating an adolescent-friendly office, and more. Copies of the toolkit and other materials can be ordered from ACOG.

5 Teen Friendly Office Tips

These office practices and suggestions can be adapted to any outpatient medical setting. Choose the ones that work in your office.



- Report lab results
- Prescribe treatment
- Discuss partner notification

- Partner must seek health care
- No sexual contact until seven days after treatment begins



Partner Notification

Normalize screening: "We routinely screen our patients to make sure we are not missing a problem."

Exam room


Offer materials in a private location where teens will feel comfortable taking them



Develop and post a policy of confidentiality

Exam room

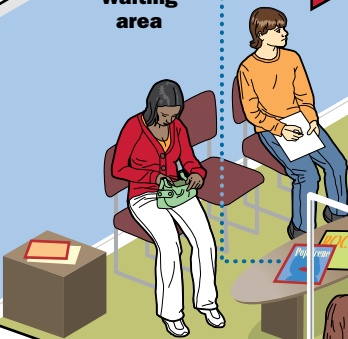
- Establish practice-wide policy of time with adolescent without parent present
- Encourage teens to share information with parent or trusted adult



Teen friendly magazines and posters



Waiting area



Make sure materials will fit into a pocket or purse

Office phones and triage are private

Lavatory

Reception desk

Offer office hours after school or walk in hours for teens

Consent and Confidentiality of Services for Adolescents

CONSENT TO SERVICES

All 50 states and the District of Columbia allow teens under 18 years of age to consent to their own health services for STDs. However, in some states a teen has to be at least a specified age, generally between 12 to 14 years, to begin to consent for STD services.¹³ No state requires that healthcare providers get parental consent for services but some allow physicians to do so. A listing of state policies is available at [Online Resource 21](#).

CONFIDENTIALITY OF SERVICES

Medical information of a minor who has consented to STD services is protected by a variety of federal and state laws. Some states allow physicians some discretion to notify parents. In all states, minors may give their own consent and receive confidential services through programs funded

by the federal Title X Family Planning Program or Medicaid. If you cannot guarantee your teen patient confidentiality, you can recommend that she visit the local family planning clinic. A common barrier to maintaining confidentiality of STD services arises from billing practices. Commercial health plans usually provide an explanation of benefits (EOB) to the primary policy holder each time services are rendered. The EOB includes the patient's name, type of services, and the provider. Another barrier is routine office billing practices that may automatically add a copayment to a family's bill. Either billing practice can alert parents to what would otherwise be confidential services.

There are several options for helping teens receive confidential services:

- ▶ A medical practice can offer teens the option of paying for services out-of-pocket, perhaps at a reduced rate, and not billing the family's insurance company. Make sure this is allowable within the terms of your agreement with insurers.
- ▶ The provider can notify the insurance company that the services provided are confidential and not to be disclosed. A sample letter to insurance companies is available at [Online Resource 22](#).
- ▶ In some states, the provider can inform the patient that she can request the EOB and laboratory bills be sent to a different address.
- ▶ A practice may refer adolescents for confidential services at federally funded Title X Family Planning Programs, which offer STD screening and treatment and other health services. Listings of local clinics that provide free or low-cost, confidential STD screening and treatment services can be located at [Online Resource 23](#).

Locate local clinics that provide free or low-cost, confidential STD services at www.plannedparenthood.org or www.findstdtest.org.

OFFICE PRACTICES THAT SUPPORT SCREENING:

- ▶ Make a commitment to screen all eligible females for chlamydia. Put aside any notion that it's not prevalent among "my patients".
- ▶ During visits, inform patients in a matter of fact manner that providers recommend routine screening, in the same way immunizations, Pap tests, or other routine procedures are recommended.
- ▶ Work with colleagues, office staff and/or a practice manager to determine how to implement screening and manage patient care.
- ▶ Use provider reminders and prompts.
- ▶ Take advantage of routine visits to implement screening, such as physicals for adults and all visits for adolescents.
- ▶ If pelvic exams are done, add the chlamydia swab to materials for Pap testing.
- ▶ If pelvic exams are not done, determine how urine-based testing can be implemented.

Putting Screening into Practice

If 90 percent of eligible young females were screened, 30,000 cases of pelvic inflammatory disease would be prevented each year.¹⁴

Most medical offices have well-established practices for patient flow, coding and billing, quality improvement, and other essentials. Studies show that simple additions to usual care practices can increase chlamydia screening rates.

Normalize Chlamydia Screening

Interviews with young females found that they would accept age-based screening for chlamydia in general practice, during both sexual health and non-sexual health office visits.¹⁵ Interviewees felt that screening should be offered to all young females, not based on assessment of sexual history. In their minds chlamydia screening could be considered a routine test, in the same way a Pap test is. Consider offering urine-based screening to all females age 24 years of age younger.

Make STDs a priority issue

Ensure that everyone in the office who interacts with the patient, not just the healthcare provider, provides seamless care related to STDs. It is equally important that the receptionist, the medical assistant, and other staff who come into contact with the patient get accurate information and record it for the provider. Those responsible for making appointments should understand that symptoms of STDs qualify for a priority appointment due to the time-sensitive nature for diagnosis and treatment.

Place chlamydia swab next to Pap test or pregnancy detection materials

A large commercial health plan instituted the policy of screening all eligible females for chlamydia at the time of Pap tests by placing chlamydia swabs next to Pap test materials. A review of records of over 37,000 patients was conducted in the two years before and two years after this new policy was implemented. Overall, chlamydia screening rates increased significantly from 63 percent to 81 percent.¹⁶

A related study of MarketScan claims data from over 3 million young females indicated that 73 percent of sexually active females had a pelvic exam or Pap test in the prior 12 months indicating the potential advantages of combining chlamydia screening into routine appointments as a way to increase screening.¹⁷

Use urine-based screening

The availability and effectiveness of urine-based tests has made screening for chlamydia less invasive and more feasible in settings where it is not possible to conduct a pelvic examination. These include pediatric offices, college medical clinics¹⁸, hospital emergency departments¹⁹, and school-based clinics.²⁰ In addition, urine-based screening may be more acceptable to patients because there will be less feeling of embarrassment and discomfort. Providers should be sure patients understand they do not need to have a pelvic exam to be screened for chlamydia.

Offices should have a systematic process for collecting urine, such as at the beginning of the visit, when height, weight, and blood pressure are taken.

Use all medical visits, not just well care visits, to update needed screening

The Institute of Medicine recently reported that healthcare providers are missing opportunities to promote health and prevent disease when delivering healthcare services to adolescents. Adolescents, especially those over 13 years of age, and young adults have fewer preventive care visits than other age groups. Experts recommend that all medical visits be used as a time to update preventive care, such as annual chlamydia screening.²¹

Implement practice systems for chlamydia screening

The evidence that practice systems play an essential role in improving the delivery of preventive care is strong.^{22,23,24}

- ▶ Support staff usually play an important role in identifying the need for screening and alerting the provider. Train staff to carry out these roles.
- ▶ Reminders for providers can be placed on charts or flow sheets; can be computer-generated, sticky notes or patient registries; can be triggered by patient responses to a sexual history; or other systems that are already in place.
- ▶ A staff member routinely obtaining a urine sample from all adolescent and young female patients who have not been screened in the last year could be done on standing orders.
- ▶ Many medical offices work with practice managers to help develop the procedures that work for their staff and patients. Practice management advice and materials are available from several major medical professional associations.

Determine the prevalence of chlamydia in your practice

Some providers think few patients in their practice have chlamydia; others think females of all ages should be screened. Ask the lab used by your practice to report the prevalence of chlamydia by patient age. Use this information to refine your practice systems.

Offer continuing education to providers to diagnose, treat, and manage patients with chlamydia

Continuing education courses are offered by *The National Network of STD/HIV Prevention Training Centers (PTCs)*, a CDC-funded group of regional centers created in partnership with health departments and universities. The National Network provides health professionals with a spectrum of state-of-the-art educational opportunities, including experiential learning with an emphasis on STD and HIV prevention. The *STD/HIV Prevention Training Centers Brochure* gives a concise description of the types of training the PTCs offer, as well as detailed contact information [Online Resource 24](#).

Use patient education materials and information to prompt patients to ask about screening

Display patient information and education materials about preventing, screening for, and treating STDs. Encourage patients to ask their provider about screening.

There are missed opportunities to promote health and prevent disease when delivering health care services to adolescents.²⁵

ROLE OF A CHAMPION

A consistent factor in the success of improving delivery rates of clinical preventive services within a medical practice is the leadership of a champion. This can be a physician or other respected staff member, or even two people with one providing strategic direction and another handling implementation and operations. The exact roles and functions may vary greatly based on the culture and procedures within the organization.

Some of the typical roles a champion plays are to:

- ▶ Remind colleagues that routine screening of eligible patients for chlamydia is evidence-based and a cost-effective preventive service.
- ▶ Identify ways to fully integrate chlamydia screening into patient flow.
- ▶ Assure colleagues are trained to use proper sample collection and handling procedures based on test and laboratory requirements.
- ▶ Assure office systems support confidentiality for all patients, with special attention to the needs of adolescents.
- ▶ If some patients are referred to community agencies for chlamydia screening, establish and maintain referral and follow-up systems.
- ▶ Review and routinely report screening rates to colleagues.
- ▶ Establish systems to remind patients when they are due for preventive services, or add chlamydia screening to an existing patient reminder system.
- ▶ Obtain patient education materials for the practice.
- ▶ Ensure all cases are reported to the health department.
- ▶ Identify and promote opportunities for continuing education for colleagues.
- ▶ Become active in advocacy through your national or state medical associations.

Additional Sources of Information

For a listing of
all resources and
on-line links go to
[www.prevent.org/
ChlamydiaScreening/](http://www.prevent.org/ChlamydiaScreening/)

NATIONAL TELEPHONE HOTLINES AND TREATMENT LOCATORS

STDs and local clinics

1-800-CDC-INFO (800-232-4636)

American Social Health Association's STI Resource Center

1-800-227-8922 or 919-361-8488

Talk to an information specialist 9 a.m. to 6 p.m.
on Monday-Friday

919-361-4848

Pre-recorded telephone information messages 24/7

Planned Parenthood Federation of America

1-800-230-7526 or

www.plannedparenthood.org

Emergency Contraception Hotline (NOT-2-LATE)

1-888-668-2528

Girls and Boys Town National Hotline

1-800-448-3000

TTY 1-800-488-1833

Drug and Alcohol Treatment Locator

www.findtreatment.samhsa.gov

National Domestic Violence and Abuse Hotline

1-800-799-SAFE

National Gay and Lesbian Youth Hotline

1-800-347-TEEN

National Helpline Network

1-800-SUICIDE

SOURCES OF STD INFORMATION TO DISTRIBUTE TO PATIENTS

Centers for Disease Control and Prevention (CDC)

www.cdc.gov/STD/chlamydia

www2a.cdc.gov/nchstp_od/piweb/stdorderform.asp

American Social Health Association

www.ashastdwebstore.org

Advocates for Youth

www.advocatesforyouth.org

Get Yourself Tested Campaign

www.gytnow.org

Sexuality Information and Education Council of the U.S.

www.siecus.org

GENERAL STD INFORMATION AND REFERRAL TO LOCAL CLINICS FOR SERVICES

CDC-INFO Contact Center

1-800-CDC-INFO (800-232-4636)

TTY: 1-888-232-6348, In English en Español

CDC-INFO is available 24 hours a day, 7 days a
week, 365 days a year for STD information and
referrals to STD clinics.

References

- ¹ Burstein GR, Snyder MH, Conley D; Adolescent chlamydia testing practices and diagnosed infections in a large managed care organization. *Sexually Transmitted Diseases*. 2001; 28(8): 477-483.
- ² Centers for Disease Control and Prevention. Chlamydia positivity for females ages 15 to 24 years screened in family planning clinics by state. *STD Surveillance* 2006. Atlanta GA; 2006.
- ³ Gaydos CA, Howell MR, Quinn TC, et al. Sustained high prevalence of chlamydia trachomatis infections in female army recruits. *Sexually Transmitted Diseases*. 2003; 30(7):539-544.
- ⁴ James AB, Simpson TY, Chamberlain WA. Chlamydia prevalence among university freshmen and implications for improved STI reduction programs on campuses. Paper presented at 2006 National STD Prevention Conference, Atlanta GA, March 8-11, 2006.
- ⁵ Mehta SD. Gonorrhea and chlamydia infection in emergency departments: screening, diagnosis, and treatment. *Curr Infect Dis Rep*. 2007 9(2):134-142.
- ⁶ Al-Tayyab AA, Miller WC, Rogers SM, et al. Evaluation of risk score algorithms for detection of chlamydial and gonococcal infections in an emergency department setting. *Academic Emergency Medicine*. 2008; 15(2):190-193.
- ⁷ Auerswald CL, Sugano E, Ellen JM, Klausner JD. Street-based STD testing and treatment of homeless youth are feasible, acceptable and effective. *Journal of Adolescent Health*. March 2006; 38(3):208-212.
- ⁸ Scholes D, Stergachis A, Heidrich FE, et al. Prevention of pelvic inflammatory disease by screening for cervical chlamydial infection. *N Engl J Med*. 1996; 34(21):1362-1360.
- ⁹ Chesson HW, Blandford JM, Gift TL, et al. The estimated direct medical cost of sexually transmitted diseases among American youth, 2000. *Perspectives on Sexual and Reproductive Health*; Jan-Feb 2004.
- ¹⁰ Rottingen JA, Cameron DW, Garnett GP. A systematic review of the epidemiologic interactions between classic sexually transmitted diseases and HIV: how much really is known? *Sex Transmitted Disease*. 2001; 28:579-97
- ¹¹ Maciosek MV, Coffield AB, Edwards NM, Flottenmesch TJ, Solberg LI. Priorities among effective clinical preventive services: results of a systematic review and analysis. *Am J Prev Med* 2006; 31 (1):52-61.
- ¹² Centers for Disease Control and Prevention. Male chlamydia screening consultation report. Atlanta GA; 2007.
- ¹³ Fox FB and Limb SJ. State policies affecting the assurance of confidential care for adolescents. Fact sheet no. 5; The National Alliance to Advance Adolescent Health: Washington, DC: April 2008.
- ¹⁴ National Commission on Prevention Priorities. Preventive Care: A National Profile on Use, Disparities, and Health Benefits. Partnership for Prevention, August 2007.
- ¹⁵ Palvin NL, Parker R, Fairley CK, et al. Take the sex out of STI screening! Views of young females on implementing chlamydia screening in general practice. *BMC Infectious Diseases*. 2008; 8:62.
- ¹⁶ Burstein GR, Snyder MH, Conley D, et al. Chlamydia screening in a health plan before and after a national performance measure introduction. *Obstetrics and Gynecology*. 2005;106(2):327-334.
- ¹⁷ Tao GY, Walsh CM, Anderson LA, Irwin KL. Avenues to combat the silent epidemic of chlamydia infection in managed care organizations: an analysis of the HEDIS measure on screening for chlamydia trachomatis. *Preventive Medicine in Managed Care*. 2006; 1(4): 177-183.
- ¹⁸ James, op. cit.
- ¹⁹ Al-Tayyub, op. cit.
- ²⁰ Asbel LE, Newbern EC, Salmon M, et al. School-based screening for chlamydia trachomatis and Neisseria gonorrhoeae among Philadelphia public high school students. *Sexually Transmitted Diseases*. 2006; 33(10); 614-620.
- ²¹ National Research Council and Institute of Medicine. *Adolescent Health Services: Missing Opportunities*. The National Academies Press: Washington DC, 2008.
- ²² Dexheimer JW, Talbot TR, Sanders DL, et al. Prompting healthcare providers about preventive care measures: a systematic review of randomized controlled trials. *J Am Med Inform Assoc*. 2008;15(3):311-320.
- ²³ Bordley WC, Margolis, PA, Stuart J, et al. Improving preventive service delivery through office systems. *Pediatrics*. 2001;108 (3):E41.
- ²⁴ Goodwin MA, Zyzanski, SJ, Zronek S, et al. A clinical trial of tailored office systems for preventive service delivery. The study to enhance prevention by understanding practice (STEP-UP). *Am J Prev Med*. 2001; 21(1):20-28.
- ²⁵ National Research Council, op. cit.

Online Resources

Resource 1: U.S. Preventive Services Task Force, Screening for Chlamydial Infection, http://snipurl.com/ncc_resource1

Resource 2: Centers for Disease Control and Prevention, Sexually Transmitted Disease Treatment Guidelines 2006, http://snipurl.com/ncc_resource2

Resource 3: Adolescent Health Working Group, Adolescent Healthcare 101: The Basics at, (see page B-6) http://snipurl.com/ncc_resource3-18

Resource 4: Internet Notification Service for Partners, http://snipurl.com/ncc_resource4

Resource 5: Massachusetts Department of Public Health, Prevention and Management of Chlamydial Infections in Adolescents: A Toolkit for Clinicians (see page 9-8 or 91/204), http://snipurl.com/ncc_resource5

Resource 6: California Chlamydia Action Coalition, Chlamydia Care Quality Improvement Toolbox, http://snipurl.com/ncc_resource6

Resource 7: National Coalition of STD Directors, Guidelines for Internet-based Partner Notification, http://snipurl.com/ncc_resource7

Resource 8: Centers for Disease Control and Prevention, State-by-State Legal Status of Expedited Partner Therapy, http://snipurl.com/ncc_resource8

Resource 9: National Business Group on Health, A Purchasers' Guide to Clinical Preventive Services (see page 95), http://snipurl.com/ncc_resource9

Resource 10: The Society for Adolescent Medicine, Clinical Care Resources, http://snipurl.com/ncc_resource10

Resource 11: American Medical Association, Current Procedural Terminology Codes (CPT®), http://snipurl.com/ncc_resource11

Resource 12: Association of State and Territorial Health Officials, Department of Public Health Contact Information, http://snipurl.com/ncc_resource12

Resource 13: California Chlamydia Action Coalition, A Guide to Sexual History Taking. http://snipurl.com/ncc_resource13

Resource 14: Adolescent Health Working Group, Understanding Confidentiality and Minor Consent in California (see page A-7), http://snipurl.com/ncc_resource14

Resource 15: Physician Administered, American Academy of Family Physicians (see Table 1), http://snipurl.com/ncc_resource15

Resource 16: Centers for Disease Control and Prevention, A Guide to Taking a Sexual History, http://snipurl.com/ncc_resource16

Resource 17: Patient Administered, California Chlamydia Action Coalition. http://snipurl.com/ncc_resource17

Resource 18: Annotated HEADSSS Assessment, Adolescent Health Working Group, (see page B-9) http://snipurl.com/ncc_resource3-18

Resource 19: Adolescent Health Working Group, Adolescent Health Care 101: Provider Toolkit, http://snipurl.com/ncc_resource19

Resource 20: American College of Obstetricians and Gynecologists, Toolkit for Teen Care. http://snipurl.com/ncc_resource20

Resource 21: Guttmacher Institute, Consent Policies http://snipurl.com/ncc_resource21

Resource 22: American Civil Liberties Union, Sample Letter for Insurance Companies (see page 9-6), http://snipurl.com/ncc_resource22

Resource 23: Planned Parenthood, Listing of Clinics, http://snipurl.com/ncc_resource23

Resource 24: STD/HIV Prevention Training Centers, Continuing Education On-line, http://snipurl.com/ncc_resource24

